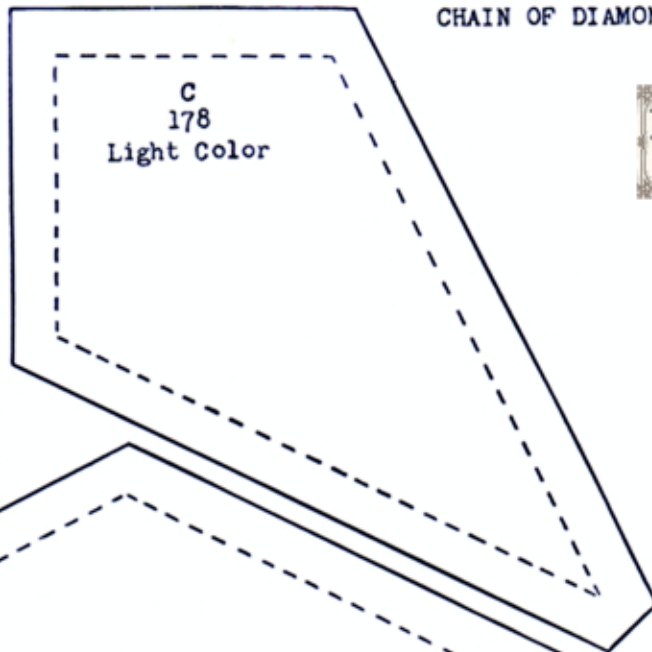
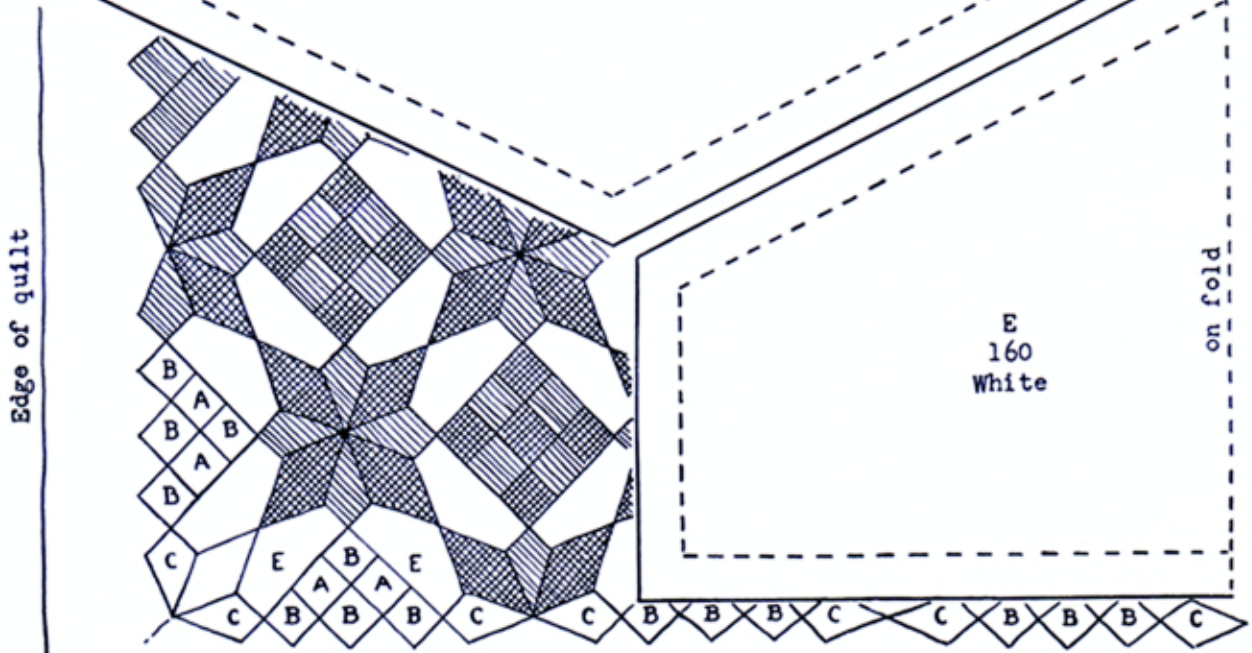
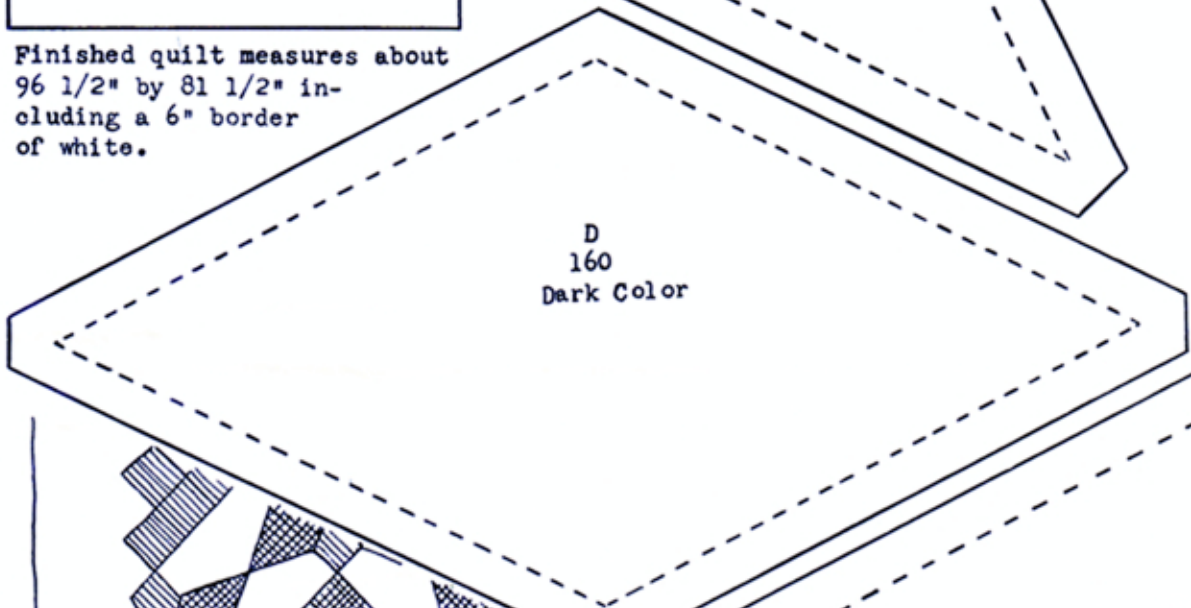


CHAIN OF DIAMONDS



Finished quilt measures about 96 1/2" by 81 1/2" including a 6" border of white.



CHAIN OF DIAMONDS QUILT

While this quilt is not made up of separate blocks (see above sketch), there are however, 31 full-size "nine-patches" and 32 "stars". These could be made up separately, then set together with E pieces, filling in corners and edges with necessary pieces. Top edge of pieced

quilt from one corner across to other corner begins with one C, then three diagonal B squares, two C, three B, two C, three B, two C, three B, and one C -- twenty-five pieces in all. Side of quilt from one corner down to other corner begins with a C piece, then three B pieces, two C, three B, two C, three B, two C, three B, two C, three B, and

one C -- twenty-five pieces in all. Opposite sides of quilt are the same.

Cut two strips of white 6x100" for side borders and two strips 6x83" for ends. Applique edges of pieced quilt on top of border as shown in sketch.

You will need: 2 1/2 yds. light color, 3 3/4 yds. dark, 8 1/4 yds. white.